

Solar reflectance performance of roof coverings in Istanbul, Turkey

Sinem Kultur^{1,*}, Nil Turkeri²

¹ Bahcesehir University, Istanbul, Turkey

² Istanbul Technical University, Istanbul, Turkey

* Corresponding author. Tel: +90 2123810515, Fax: +90 2123810500, E-mail: sinemkultur@gmail.com

Abstract: Cooling energy load can be reduced by reflective roofs. The reflective roofs are recognized by Turkish architects, contractors and manufacturers, however, the solar reflectance performance of new and aged roof coverings produced in Turkey is still unknown. Purpose of this paper is to assess short-term and long-term solar reflectance performance of these roof coverings. In this context, solar reflectance measurements were conducted both in laboratory and in field. Firstly, solar reflectance performance of 13 unexposed test samples including clay, cement, bituminous and metal based was measured in laboratory. Then, 6 of these test samples were exposed to simulated solar radiation for a duration that is equivalent to 1-year exposure. The laboratory measurements indicated that white and shiny ceramic tile is the most reflective covering while black corrugated sheet is the most absorptive one. Secondly, two test specimens (red clay tile and bituminous shingle covered surfaces) with an automated weather observation system were set up in a field in order to measure the solar reflectance performance of the roof surfaces. The initial results demonstrated that the clay tile-covered roof surface had higher reflectance values. This paper will enable designers to choose the roof covering appropriate for reflective roofs that can be used to rehabilitate existing roof coverings or to design new roofs.

Keywords: Solar reflectance performance, Roof covering, Reflective roof.

1. Introduction

Future climate projections demonstrate that the western part of Turkey will experience temperature increases up to 6⁰C notably in summer in addition to urban heat island effect, whereas the temperature increase for the entire country is estimated to be around 2-3⁰C (The Ministry of Environment and Forestry, 2007). Increase in temperature will result in increase in summer cooling load, electricity consumption and amount of carbon dioxide in atmosphere. Survey of literature indicates that cooling energy load can be reduced by reflective roofs which comprise high-albedo roof coverings that have high solar reflectance and high infrared emittance and maintain these properties for the service life of the covering (Liu, 2005).

There are many researches that assess short-term and long-term solar reflectance performance of materials both in laboratory and in field. In one of these researches, a series of field measurements was conducted on 9 residential buildings in Florida, USA (Parker et.al., 1995) in order to determine the impact of reflective roof coatings on buildings' air-conditioning energy use. Results of the research indicated that application of white coloured reflective coatings can reduce cooling energy consumption in between 2% and 43%. In the same study, reflective coatings under actual conditions experience a reduction in their solar reflectance rates from 71% to 47% in value at the end of 1-year.

Another research (Prado and Ferreira, 2005) conducted in laboratory presents the long-term solar reflectance performance results of roofing materials commonly used in Brazil. In this study, long-term solar reflectance rates were calculated from a mathematical equation defined by California Energy Commission. The roofing materials' surface temperatures were calculated according to their emittance and reflectance rates. The results demonstrated that same coloured metallic and ceramic materials reached different surface temperatures according to their emittances.

Benefits of reflective roofs are recognized by Turkish architects, contractors, and manufacturers, however, the solar reflectance performance of new and aged roof coverings produced in Turkey is still unknown. Therefore, short-term and long-term solar reflectance performance of roof coverings that are produced and commonly used in Turkey were measured in laboratory and in field. Purpose of this paper is to describe methodology and to present results of the measurements.

2. Methodology

Solar reflectance measurements of the roof coverings were conducted both in laboratory and in field.

2.1. Laboratory measurement

2.1.1. Test specimens

Types of roof coverings were determined according to the research conducted by Çatıder (Association of roofing industrialists and businessmen in Turkey) which presented the market share distribution of roof coverings in Turkey for the year of 2007 (Ozturk, 2008). Clay, cement, metal and bitumen based 13 roof coverings were determined. 2 of them are commonly used in flat roofs while the remaining are the coverings having highest market shares defined at the list of the research. The selected roof coverings with their materials and colour/surface characteristics are given in Table 1.

Table 1. Test specimens.

Roof Coverings/Test specimens	Colour / Surface Characteristics	Roof Slope
Clay based	Tile	Red
	Ceramic tile	White
	Ceramic tile	White-shiny
Cement based	Concrete Tile	Red
	Tile	Red/natural granule covered
Metal based	Galvanised sheet	White
	Aluminium sheet	Silver
	Copper sheet	Bronze
	Titanium-zinc sheet	Black
	Titanium-zinc sheet	Silver
	Membrane	Red/natural granule covered
Bitumen based	Shingle	Red
	Sheet	Black/corrugated

Red colour was held constant for a later comparison between some test specimens depending on the material composition and surface roughness since most of the roof coverings can be produced in red colour. Dimensions of the specimens range from 4x4-cm to 10x10-cm as

described in ASTM E 903-96 “Standard Test Method for Solar Absorptance, Reflectance and Transmittance of Materials Using Integrated Spheres”.

2.1.2. Test instruments

Spectrophotometer; a radiation measuring device in a sensitivity range between 200 nm and 2500 nm was used for the solar reflectance measurements. It has a 150-mm diameter-integrating sphere attached at its center where the test specimens were placed. At the beginning of the measurements, the spectrophotometer was calibrated with a mirror (as a reference sample) for calculating the reflectances of other materials (ASTM E 903-96, 1996). Accelerated weathering tester; a device was used for exposure of the specimens to xenon arc light (simulated solar radiation). It can run out at the spectral range of 300 to 800 nm. The environmental stresses on roofing; exposure to wind, moisture, atmospheric gases, pollutants and biological growth were not within the scope of this simulation.

2.1.3. Test protocol

The test method described in ASTM E 903-96 “Standard Test Method for Solar Absorptance, Reflectance and Transmittance of Materials Using Integrated Spheres” was followed for measuring reflection rates of new and aged roof coverings in laboratory.

Initially, the spectrophotometer was calibrated at 1 nm intervals and then a 12-minute measurement was performed for each test specimen. UV-WIN software was used to obtain test results and graphics. The test results and the graphic demonstrations were converted to Excel format, then, calculated and assessed as average reflectance rates at each spectral range (ultraviolet, visible and infrared). After that, 6 of these test samples excluding metallic ones were determined to be exposed to xenon arc light in accordance with the standard ASTM G155-05a “Standard Practice for Operating Xenon Arc Light Apparatus for Exposure of Non-Metallic Materials”. The selected specimens were put into the accelerated weathering tester for 50 day-period which corresponds to 1-year exposure. One sample of each material was left as unexposed for making comparison between new and aged situations. Finally, a series of measurement was conducted using the spectrophotometer for aged test specimens.

2.2. Field measurement

Field measurements were performed at the campus of Istanbul Technical University in Ayazağa, Istanbul. For conducting the measurements, approximately 100-m² area was organized.

2.2.1. Test specimens

2 types of test specimens were specified as clay based tile and bitumen based shingle. Both of the roof coverings were in red colour and were applied in order to set up 4.00x4.00-m dimensioned two roof surfaces. The roof surfaces were sloped to provide drainage of rain water.

2.2.2. Test instruments

Automated weather observation system (AWOS) were set up for field measurements. It comprises a pyranometer, a data logger, a solar panel, a temperature sensor, wind direction sensor, a moisture sensor, a rain sensor and a sensor measuring earth’s temperature. In addition to AWOS, a pyranometer and a portable data logger were placed in order to measure reflected solar radiation. Thus, incoming solar radiation data was obtained from the data

logger of the AWOS while reflected solar radiation data was obtained from the portable data logger.

Pyranometer; a radiation measuring device in a sensitivity range between 305 nm and 2800 nm was used for the solar reflectance measurements. 2 pyranometers were located back to back to build up an albedometer.

Data logger: Pyranometer's analog data was converted to and collected as digital data by the data logger.

2.2.3. Test setup and protocol

Test specimens were located facing the south direction. The automated weather observation system was erected on wheels to be driven over the two test specimens. Test setup is shown in Fig. 1. The measurements were conducted under the actual environmental conditions according to test method given in ASTM 1918-06 Standard Test Method for Measuring Solar Reflectance of Horizontal and Low Sloped Surfaces in the Field. The data obtained from the measurements in ASCII format was transferred to a PC computer and converted to Excel format. Then the averages of initial solar reflectances were calculated.




Fig. 1. Test setup.

3. Results

3.1. Laboratory measurement

The test results of new and 1-year aged test specimens are given in Table 2. Solar reflectance rates of each roofing material for each spectral range and situation (new-aged) are presented. Spectral ranges are stated in four sections as ultraviolet (UV), visible (VIS), infrared (IR) and total.

Table 2. Solar reflectance rates of new and 1-year aged roofing materials.

ROOFING MATERIALS / TEST SPECIMENS	SOLAR REFLECTANCE RATES % R							
	NEW (UNEXPOSED)				AGED (1-YEAR EXPOSED)			
	SPECTRUM (NM)				SPECTRUM (NM)			
	UV	VIS	IR	TOTAL	UV	VIS	IR	TOTAL
200- 380	380- 780	780- 2500	200- 2500	200- 380	380- 780	780- 2500	200- 2500	
CLAY BASED								
TILE-RED	6.05	21.28	73.46	35.40	7.10	22.42	73.60	35.90
CERAMIC TILE- WHITE	15.09	71.73	75.80	70.40	---	---	---	---
CERAMIC TILE- WHITE,SHINY	27.98	83.00	76.96	77.80	29.39	82.16	76.70	78.10
CEMENT BASED								
CONCRETE TILE-RED	6.98	24.71	43.20	29.70	7.16	25.10	43.59	29.70
METAL BASED								
TILE-RED, N. GRANULE COVERED	3.62	10.13	36.64	17.20	---	---	---	---
GALVANISED SHEET- WHITE	7.16	77.72	64.61	70.70	---	---	---	---
ALUMINIUM-SILVER	41.56	61.32	75.88	64.00	---	---	---	---
COPPER-BRONZE	7.25	22.97	63.32	33.20	---	---	---	---
TITANIUM ZINC- BLACK	6.75	6.03	9.58	6.20	---	---	---	---
TITANIUM ZINC- SILVER	43.30	55.10	72.61	54.70	---	---	---	---
BITUMINOUS BASED								
ROLL-RED, N. GRANULE COVERED	5.36	12.84	21.75	14.80	5.59	13.38	22.00	15.20
SHINGLE-RED	3.66	9.32	10.09	9.30	3.64	9.78	10.68	9.70
CORRUGATED SHEET-BLACK	4.33	4.03	3.99	3.60	4.64	4.66	8.43	5.20

3.2. Field measurement

Initial results of field measurements are demonstrated graphically for each roof surface in Fig 2. and Fig. 3.

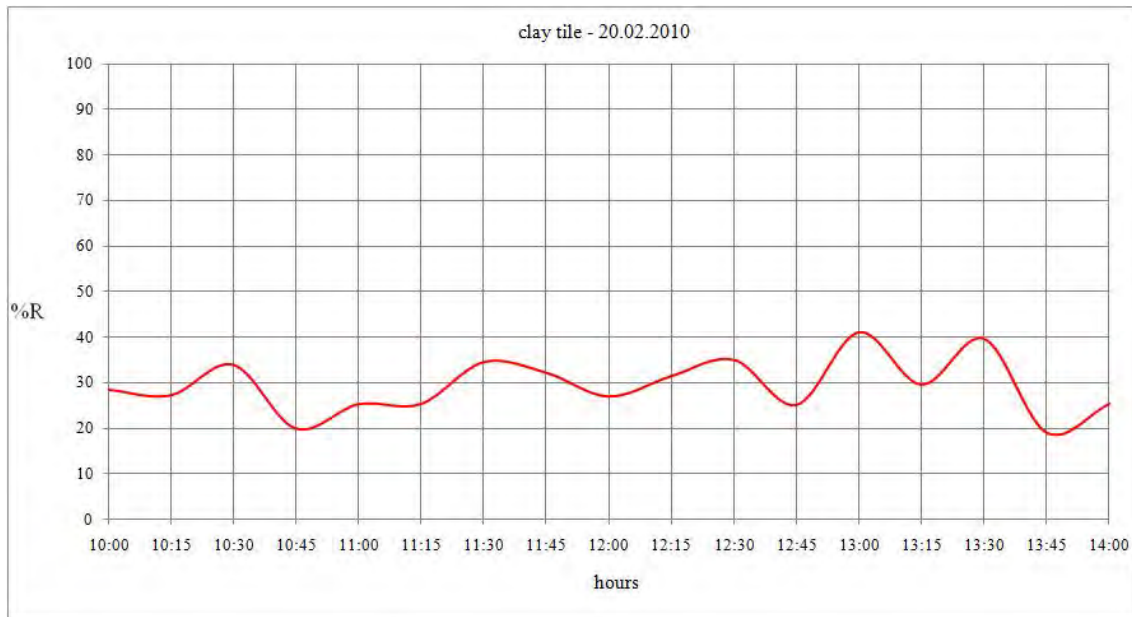


Fig. 2. The initial measurement results of clay tile covered roof surface for 20 February 2010.

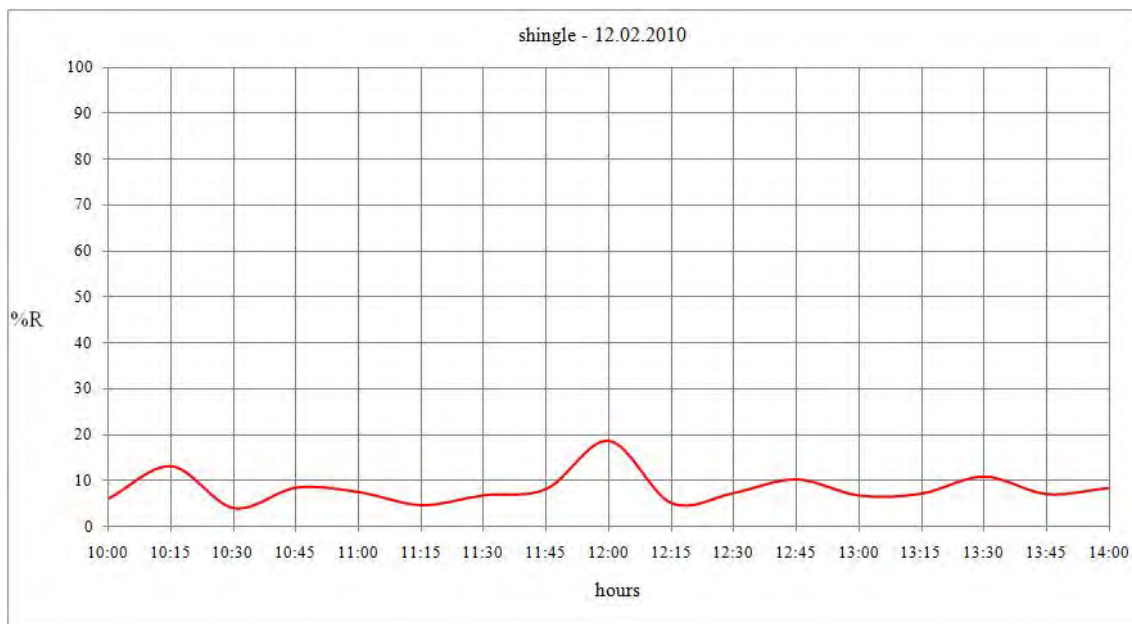


Fig. 3. The initial measurement results of bituminous shingle covered roof surface for 12 February.

The measurement results enable comparative assessment between the same colored and same sloped (3%) roof surfaces under actual weather conditions. The average solar reflectance performance of roof surfaces was calculated from the initial measurement results of the days without rain. Accordingly, the initial solar reflectance performance of clay tile covered roof surface is 29%, while bituminous shingle covered roof surface has an initial value of %8.

4. Discussion and Conclusions

This paper presents the solar reflectance performance of roof coverings used in Istanbul, Turkey. In accordance with this purpose, the laboratory and the field measurements were conducted.

The laboratory measurements' results can be assessed in two ways as short-term and long-term solar reflectance performance of roof coverings. For the short-term performance, the most reflective roofing material is the white and shiny clay based ceramic tiles while the black corrugated bituminous based sheet has the lowest solar reflectivity. On the other hand, only in the ultraviolet spectrum, the silver coloured titanium-zinc is the most reflective material. Reflectivity in the UV region indicates the sensitivity to UV radiation, hence material degradation. After accelerated 1-year exposure, all the materials had almost the same performance with their short-term performance and no change in appearance was observed (Table 2).

The field measurements' initial results enable the comparisons between 2 roof surfaces under the same conditions. The red coloured clay tile covered roof surface is more reflective than the same coloured shingle covering. The laboratory and the field measurements have approximately the same results when initial solar reflectance rates of red clay tile and red bitumen shingle are considered.

Environmental Protection Agency (EPA) had described the reflective roofing materials according to their application on low-sloped or steep roofs. Based on EPA, for instance, the red clay tile can be considered as reflective roof covering while red bitumen shingle as absorptive material.

Field measurements will be conducted for 1-year in order to evaluate effect of weathering on the solar reflectance performance. Then, the long-term solar reflectance performance results of laboratory and field measurements will be compared.

Results of this paper will enable designers to choose the roof covering appropriate for reflective roofs that can be used to rehabilitate existing roof coverings or to design new roofs, which in return will provide cooling energy savings and hence sustainable development of Turkey.

References

- [1] American Society for Testing and Materials. (1996). Standard Test Method for Solar Absorptance, Reflectance and Transmittance of Materials Using Integrated Spheres. *ASTM Standards, E 903*. USA: ASTM International.
- [2] American Society for Testing and Materials. (2001). Standard Practice for Operating Xenon Arc Light Apparatus for Exposure of Non-Metallic Materials, *ASTM Standards, G 155*, USA: ASTM International.
- [3] American Society for Testing and Materials. (2006). Standard Test Method for Measuring Solar Reflectance of Horizontal and Low Sloped Surfaces in the Field. *ASTM Standards, E 1918*. USA: ASTM International.
- [4] Liu, K. (2005). Towards Sustainable Roofing. Institute for Research in Construction. Canada, <<http://irc.nrcnrc.gc.ca/pubs/fulltext/nrcc48173/nrcc48173.pdf>>, accessed on 20.04.2009.
- [5] Ozturk, M. (2008). Eğimli Çatılarda Nihai Çatı Kaplama Malzemeleri 2007 Yılı Sektör Büyüklüğü Araştırması. 4. Ulusal Çatı & Cephe Kaplamalarında Çağdaş Malzeme ve Teknolojiler Sempozyumu (s. 115-120). İstanbul: Altan Basım Ltd..

- [6] Parker, D.S., Barkaszi, S., Chandra, S. and Beal, D.J. (1995). Measured cooling energy savings from reflective roofing systems in Florida: field and laboratory research results. Report No: FSEC-PF-293-95 Florida Solar Energy Center, FL.
- [7] Prado, R. and Ferreira, F. (2005). Measurement of albedo and analysis of its influence the surface temperature of building roof materials. *Energy and Buildings*, 37, 295-300.
- [8] The Ministry of Environment and Forestry. (2007). First National Communication on Climate Change. <<http://www.cevreorman.gov.tr>>, accessed on 15.03.2007.